


# Outdoor lighting modules

1.1

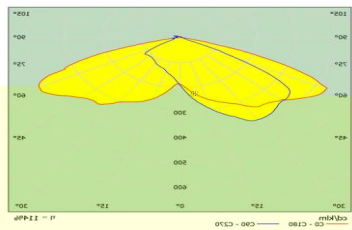
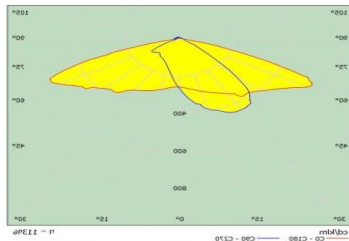

## Outdoor lighting modules



Part Number	mm) module size	(V) module voltage	(mA) module current	(W) module power	(lm/W) module efficacy	CRI	module viewing angle
RF-MTR**WS30-Q1	300*70*40	42-52	8 8	30	110-160	70	55*150 /80*150
RF-MTR**WS40-Q1				40	100-150		
RF-MTR**WS50-Q1				50	100-140		

# Outdoor lighting modules

## Outdoor lighting modules



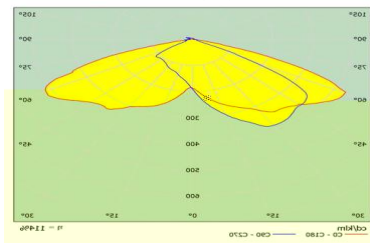
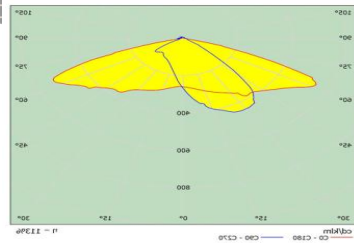
## Light distribution curve type

Main spec:	
Module luminous flux $\geq 6750\text{lm}@940\text{mA}$	Module input voltage DC 36/48V
Module power: 27W/ 36W/ 45W /50W	Module light efficiency 140-150lm/W
Lighting fixture power: 30W/ 40W/ 50W	Lighting fixture efficiency 125-135lm/W
CCT: 2200-6500K	
CRI: $\geq 70$	
Lighting distribution curve type: Type II (55*150 ) / Type III (80*150 )	
Average life span: 5	50,000 hours
Waterproof level: IP66	
Weight : 620g	Product Size L300*W70*H53mm
Ambient temperature: -40~45	Pad temperature: 70 @30
Certification N.A	

# Outdoor lighting modules

1.2

## Street light specifications and application introduction



:Main spec:

Rated power:60W/ 100W/ 150W/ 200W/ 240W/ 320W

Rated voltage 90~305V AC/ 176~305V AC/ 249~528V AC

Frequency and power factor 50/60Hz Pf0.98

Whole lighting efficiency 125-135lm/W

CCT:2000-6500K

CRI:≥70

Light distribution type: Type II (55\*150 ) Type III (80\*150 )

Average life span:5

waterproof level:IP67

weight :<10Kg

Ambient temperature:-40~45

Shell temperature:55-62

Certification CE\TUV\CCC

Application scene

Suitable for urban roads, express roads, main roads, secondary roads, branch roads and residential area lighting, etc.;

# Outdoor lighting modules

## 2.1

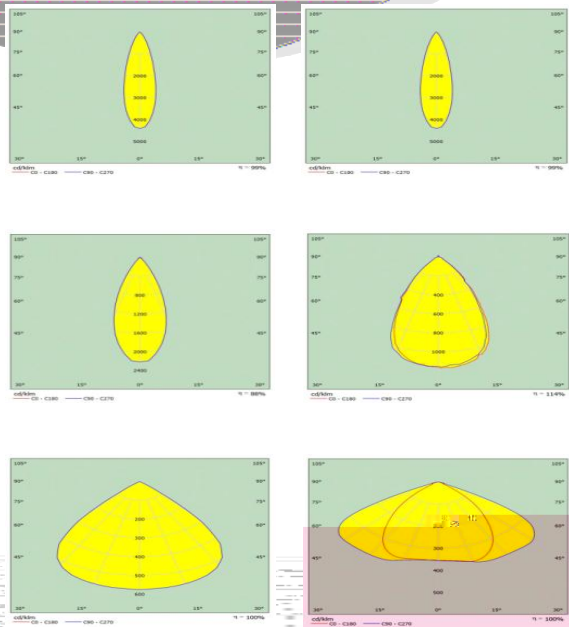
### Outdoor flood light modules





Part Number	mm) module size	(V) module voltage	(mA) module current	(W) module power	(lm/W) module efficacy	CRI	module viewing angle
RF-MTJ50WS27-Q1	300*70*40	42-52	14 2	27	110-170	70	24 /36 /60 /90 /90*120
RF-MTJ50WS36-Q1				36	110-170		
RF-MTJ50WS45-Q1				45	100-150		
RF-MTJ50WS54-Q1				54	100-150		

# Outdoor lighting modules

## Outdoor flood light modules




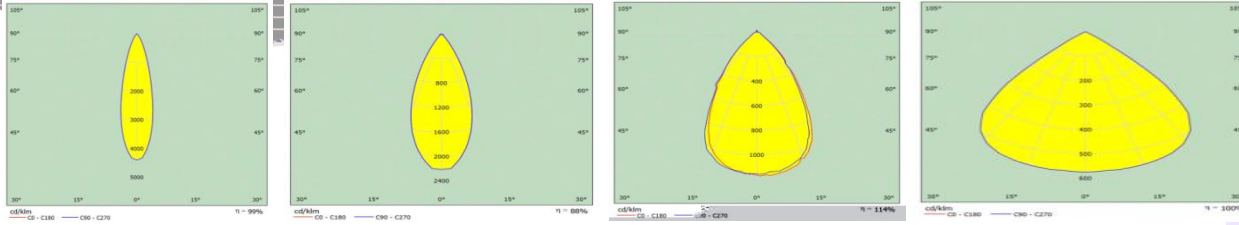
Light distribution curve type




Module power: 27W/ 36W/ 45W	170lm/W	140-150lm/W	140-150lm/W
System power: 30W/ 40W/ 50W	135lm/W	125-135lm/W	125-135lm/W
CCT: 2200-6500K	CRI: ≥70		
Light distribution type: 24 30 36 60 90 90*120			
Average life span: 5			
waterproof level: IP66			
Weight: 620g		Product Size L300*W70*H53mm	
Working temperature: -40~45		Pad temperature: 70 @30	
Certification N.A			



## 2.2



Main spec:	
Rated power:100W/ 150W/ 200W/ 240W/ 300W/ 400W/ 500W	
Rated voltage 90~305V AC/ 176~305V AC/ 249~528V AC	
Frequency and power factor 50/60Hz Pf0.98	
Whole lighting efficiency 125-135lm/W	
CCT:2000-6500K	CRI:≥70
Light distribution type: 24 / 30 / 36 / 60 / 90 /90X120	
Average life span:5	
waterproof level:IP67	
Weight:<20Kg	
Ambient temperature:-40~45	Shell temperature:55-62
Certification CE\TUV\CCC	



/  
road lighting, airport/port lighting, stadium lighting, exhibition hall lighting, high-pole lamp square lighting, etc.;

谢谢！  
Thank you!

创新驱动 丰富人类生活！  
Innovation enrich life

深圳中微光电技术有限公司

